

2014 Nissan JUKE 15RX TYPE V



FINANCE THIS CAR FROM

\$108.59*

per week

*Finance calculation based on a 48 month term, no deposit and with an example annual fixed interest rate of 15.95%. Actual interest rate may be higher or lower. Includes an establishment fee of \$505.95 and a monthly maintenance fee of \$3.50. Full term total amount payable of \$22,587.72. Estimate only, not an offer of finance. Terms, conditions and lending criteria apply.



Purchase Price

\$15,990

Includes GST, Registration & Licensing

Indicative repayments

\$108.59

per week*

Based on a 48 month term & no deposit.
Total repayments (208) = **\$22,587.72**

Gain peace of mind with
Mechanical Breakdown
Insurance. **Ask us how.**

Top features

» ESC

Body Style

-

Odometer

76,572 km

Engine

1500 cc

Fuel Type

Petrol

Transmission

CVT

Wheels

-

VIN

-

Interior

-

Safety

-

Reg No.

-

Ext Colour

Black

History

-

Seats


5 seats

CO2 Emissions

-


Energy Economy

-



Scan this QR code
for more info


Stock ID: 4224



Valley Motor Court | Phone 0800 58 2277 | Email sales@vmc.nz

533 Kaikorai Valley Road, Kenmore, Dunedin 9011, New Zealand

www.valleymotorcourt.co.nz



★★★★★

4.86 | 615 reviews

* Valley Motor Court is not a lender nor a financial adviser. Any amounts displayed should not be seen as an offer of finance or taken as financial advice. The interest rate, fees and loan term used in this calculation may not actually represent those available from lenders. Actual interest rates, fees and loan terms will vary per lender and are typically based on an assessment of your credit risk and responsible lending criteria. Any repayment amounts displayed are indicative only and have been calculated using several other indicative inputs. The interest rate used in this calculation is an arbitrary 15.95%, however exact interest rates vary per lender. The term of the loan used in this calculation is 48 month. Exact terms available vary per lender although options typically include 6, 12, 18, 24, 36, 48 and 60 months. This calculation also includes two typical mandatory fees charged by lenders. These are an account admin fee of \$3.50 per month (other payment frequencies may be available) and a one-off establishment fee of \$505.95. Typically, this fee can be paid upfront or, as in this calculation, be capitalised over the contract term, ie. included in the loan amount. These fees can vary per lender and other non-mandatory fees and charges may also apply. The total amount of repayments has been calculated by multiplying 208 weekly repayments (based on a 48 month term) by the weekly repayment amount of \$108.59 which equals \$22,587.72. This calculator does not consider any of your own personal circumstances and we strongly suggest you seek budgeting advice prior to committing to any loan contract. Responsible lending criteria and lender terms and conditions will likely apply to any finalised loan contract. Proof of security and/or vehicle insurance may also be required before proceeding.

Generated 20 April 2025 03:22