


1996 Mercedes-Benz SL500



VALLEY MOTOR COURT
FINANCE THIS CAR FROM
\$86.49*
per week

*Finance calculation based on a 60 month term, no deposit and with an example annual fixed interest rate of 15.95%. Actual interest rate may be higher or lower. Includes an establishment fee of \$295.00 and a monthly maintenance fee of \$3.50. Full term total amount payable of \$22,487.73. Estimate only, not an offer of finance. Terms, conditions and lending criteria apply.




Purchase Price
Includes GST, Registration & Licensing

\$14,990

Indicative repayments

\$86.49 per week*

Based on a 60 month term & no deposit.
Total repayments (260) = **\$22,487.73**



Gain peace of mind with
Mechanical Breakdown
Insurance. **Ask us how.**

Top features

- » EURO CAR

Body Style
Sedan

Odometer
202,826 km

Engine
4970 cc, Internal Combustion

Fuel Type
Petrol


Transmission
5-Speed Auto

Wheels
-

VIN
WDB1290672F127391

Interior
-

Safety



Reg No.
EBQ993

Ext Colour
Blue

History
Ex-Overseas, 3 owners

Seats
2 seats

CO2 Emissions
☆☆☆☆☆☆

Energy Economy
☆☆☆☆☆☆

Annual fuel cost not available


Energy Consumption unknown.
Emissions and Energy Economy
figures standardised to 3P WLTP.

Based on 2023 VSRR rating



Scan this QR code
for more info
Stock ID: 3718

VALLEY MOTOR COURT
Valley Motor Court | Phone 0800 58 2277 | Email sales@vmc.nz
533 Kaikorai Valley Road, Kenmore, Dunedin 9011, New Zealand
www.valleymotorcourt.co.nz



4.88 | 511 reviews

*Valley Motor Court is not a lender nor a financial adviser. Any amounts displayed should not be seen as an offer of finance or taken as financial advice. The interest rate, fees and loan term used in this calculation may not actually represent those available from lenders. Actual interest rates, fees and loan terms will vary per lender and are typically based on an assessment of your credit risk and responsible lending criteria. Any repayment amounts displayed are indicative only and have been calculated using several other indicative inputs. The interest rate used in this calculation is an arbitrary 15.95%, however exact interest rates vary per lender. The term of the loan used in this calculation is 60 month. Exact terms available vary per lender although options typically include 6, 12, 18, 24, 36, 48 and 60 months. This calculation also includes two typical mandatory fees charged by lenders. These are an account admin fee of \$3.50 per month (other payment frequencies may be available) and a one-off establishment fee of \$295.00. Typically, this fee can be paid upfront or, as in this calculation, be capitalised over the contract term, ie. included in the loan amount. These fees can vary per lender and other non-mandatory fees and charges may also apply. The total amount of repayments has been calculated by multiplying 260 weekly repayments (based on a 60 month term) by the weekly repayment amount of \$86.49 which equals \$22,487.73. This calculator does not consider any of your own personal circumstances and we strongly suggest you seek budgeting advice prior to committing to any loan contract. Responsible lending criteria and lender terms and conditions will likely apply to any finalised loan contract. Proof of security and/or vehicle insurance may also be required before proceeding.