


2004 Volkswagen Beetle Convertible



VALLEY MOTOR COURT
FINANCE THIS CAR FROM
\$53.05*
per week

*Finance calculation based on a 48 month term, no deposit and with an example annual fixed interest rate of 15.95%. Actual interest rate may be higher or lower. Includes an establishment fee of \$505.95 and a monthly maintenance fee of \$3.50. Full term total amount payable of \$11,035.33. Estimate only, not an offer of finance. Terms, conditions and pricing criteria apply.



Purchase Price
Includes GST, Registration & Licensing

\$7,490

Indicative repayments


\$53.05 per week*

Based on a 48 month term & no deposit.
Total repayments (208) = **\$11,035.33**

Gain peace of mind with
Mechanical Breakdown
Insurance. **Ask us how.**

Top features

None Listed

Body Style	3 door, Hatchback
Odometer	130,928 km
Engine	1980 cc, Internal Combustion
Fuel Type	Petrol
Transmission	6 speed , Front Wheel
Wheels	-
VIN	WVWZZZ1YZ4M329606
Interior	-
Safety	


Reg No.	JML328
Ext Colour	Blue
History	Ex-Overseas, 6 owners
Seats	4 seats
CO2 Emissions	★ ★ ☆ ☆ ☆ ☆ ☆
	251 grams/km
Energy Economy	★ ☆ ☆ ☆ ☆ ☆ ☆
	Annual fuel cost of \$4,080 10.4L per 100km
	Cost per year is an estimate based on petrol price of \$2.80 per litre and an average distance of 14000 km. Emissions and Energy Economy figures standardised to 3P WLTP.

Based on 2025 UCSR rating for 00-11 models



Scan this QR code for more info
Stock ID: 4322

VALLEY MOTOR COURT
Valley Motor Court | Phone 0800 58 2277 | Email sales@vmc.nz
533 Kaikorai Valley Road, Kenmore, Dunedin 9011, New Zealand
www.valleymotorcourt.co.nz

 **4.86** | 676 reviews

* Valley Motor Court is not a lender nor a financial adviser. Any amounts displayed should not be seen as an offer of finance or taken as financial advice. The interest rate, fees and loan term used in this calculation may not actually represent those available from lenders. Actual interest rates, fees and loan terms will vary per lender and are typically based on an assessment of your credit risk and responsible lending criteria. Any repayment amounts displayed are indicative only and have been calculated using several other indicative inputs. The interest rate used in this calculation is an arbitrary 15.95%, however exact interest rates vary per lender. The term of the loan used in this calculation is 48 month. Exact terms available vary per lender although options typically include 6, 12, 18, 24, 36, 48 and 60 months. This calculation also includes two typical mandatory fees charged by lenders. These are an account admin fee of \$3.50 per month (other payment frequencies may be available) and a one-off establishment fee of \$505.95. Typically, this fee can be paid upfront or, as in this calculation, be capitalised over the contract term, ie. included in the loan amount. These fees can vary per lender and other non-mandatory fees and charges may also apply. The total amount of repayments has been calculated by multiplying 208 weekly repayments (based on a 48 month term) by the weekly repayment amount of \$53.05 which equals \$11,035.33. This calculator does not consider any of your own personal circumstances and we strongly suggest you seek budgeting advice prior to committing to any loan contract. Responsible lending criteria and lender terms and conditions will likely apply to any finalised loan contract. Proof of security and/or vehicle insurance may also be required before proceeding.